

Beat Band Boogie!



Name



These activities are for you to do at home with an adult. You can do all of them or choose the ones that you find most interesting.

Activities

1. Cut out a circle of paper. Fold it into half, then in half again. Make a dot in the centre to represent you. Sit quietly and listen for sounds in your house. Make a mark on the paper to show which direction the sound is coming from. Try the activity in different parts of your house. Are there any differences? What made each sound? Use the table below to list and describe the sounds that you heard.

Animal sounds	Sounds from a machine
Human sounds	Natural sounds

2. Collect a range of household items. Make sounds using each one, and then complete the table. Write adjectives to describe the sounds that the items make.


Item used	How I made the sound	What type of sound did it make?
saucepan	I hit the pan with a wooden spoon.	crashing banging loud

3. Use the internet or information books to find out about the famous composers Wolfgang Amadeus Mozart, Ludwig van Beethoven and Scott Joplin. The Composers section on the Classics For Kids website is a helpful resource. Write a short biography for each composer.

Wolfgang Amadeus Mozart



Ludwig van Beethoven



Scott Joplin



4a. Listen to some of your favourite music. You might like to move to the music while listening. After listening, write down some adjectives to describe this music. Explain why you like it and how it makes you feel.


What type of music have you listened to?


What adjectives would you use to describe the music?


Why do you like the music?


How does the music make you feel?

5. Look at these musical symbols used by composers to show the rhythm of a piece of music.



 semibreve: 4 beats
(Ta ah ah ah)







 minim: 2 beats
(Ta ah)

 crochet: 1 beat
(Ta)

 rest: 1 beat's rest

Clap along to these rhythms.

  
Ta ah ah ah Ta ah ah ah

     
Ta ah Ta ah Ta Ta Ta Ta

Make up rhythms and try them out with someone in your house.

6. Look at these instruments. Find out their names and label them. Do you know which are woodwind, percussion, brass or strings?



7. Watch footage of marching bands online. For example, military marching bands or the annual ceremonial march of Trooping the Colour. Look at how the musicians synchronise their movements to the beat. Have a go at marching to the music, trying to keep in time.

8. Use the internet or a music app to listen to music from around the world. Search for traditional music from Japan, Africa, Greece and Ireland. Listen to the music carefully and complete the table. What instruments can you hear? How does the music make you feel?

Continent or country	Instruments	How the music makes me feel

9. Finish your home learning by writing some sentences or explaining to an adult what you have learned about sound, composers, instruments, marching bands and music from around the world.

Useful websites

Classics For Kids – Composers

BBC Bitesize – What is sound?

DKfindout! – Musical Vibration – How Instruments Make Sound

DKfindout! – Instrument Families – Musical Instrument Types

Classics For Kids – Instruments of the Orchestra

Band Of The Scots Guards – Trooping The Colour 2018

Good reads

Title	Author	ISBN
Experiments with Sound (Read and Experiment)	Isabel Thomas	9781406290301
Sound (Smithsonian – Little Explorer)	Megan Cooley Peterson	9781474787147
How to Build an Orchestra	Mary Auld	9781526309839
Mr Men Making Music	Roger Hargreaves	9781405290784